
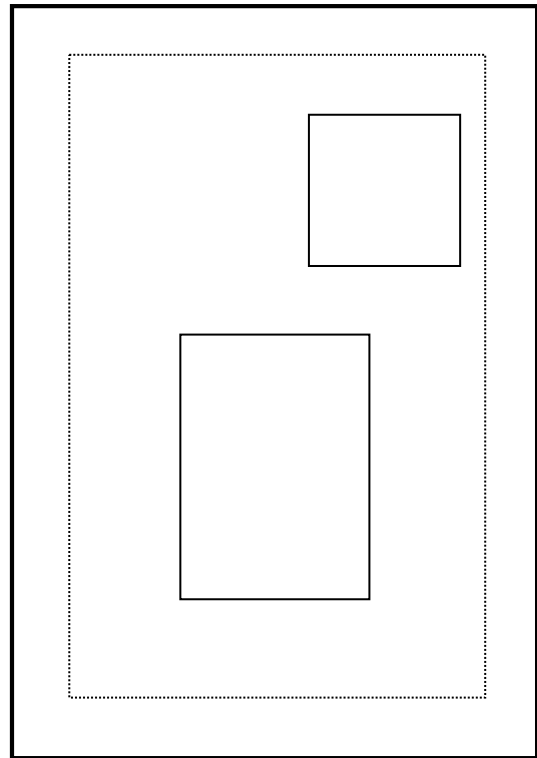


Unofficial MakeICT badge
holder patten for leather.
dotted lines are a keep out
area / where the card should sit


back



front



belt loop



Cut out all the peices, and
cut the windows for the pic
and the qr code. attach the
belt loop the back, then
attach the back to the front.